












SUZHOU SEAPEAK CO., LTD.

## Micro Sprinkler Kit

Seapeak can provide professional [micro sprinkler kit](#).

|   |   |   |
|---|---|---|
|    |    |    |
| <p>Anti-drainage Valve</p>  | <p>Adapter For Soft Pipe</p>  | <p>Irrigation Stake</p>   |
|   |  |   |
| <p>Microspray Support Stand Set</p>   | <p>plug</p>   | <p>Weight Hammer</p>  |
|  |  |  |
| <p>Microspray Hanged Support Set</p>  | <p>Irrigation Fittings For PE Pipe PP</p>   | <p>Irrigation Saddle</p>  |



SUZHOU SEAPEAK CO., LTD.

### ❖ FAQs of Micro Sprinkler Kit

Q: What does micro sprinkler kit include?

Micro sprinkler kit includes anti-drainge valve, adapter for soft pipe, adapter for stake, irrigation stake, microspray support stand set, plug, weight hammer and microspray hanged support set.

Q: What is the best time to run your sprinklers when using our micro sprinkler kit?

Watering in the morning (before 10am) is the best time to mow the lawn; The weather is cooler and the wind is calmer, so water can penetrate into the soil and be absorbed by grass roots before evaporation.